

SPECIAL NOTICE:

While most of Pearson VUE's test centers are now operational following Hurricane Sandy, we are still experiencing issues in Lower Manhattan, NY and Lyndhurst, NJ areas. As with all site closures, Pearson VUE will contact candidates via email and/or phone. Please [contact us](#) directly if you have any concerns about test center availability in your area.

This website is scheduled to undergo routine maintenance on Saturday, 17 November from 5:00-10:00 p.m. CT. During this time, **you may not be able to schedule, reschedule or cancel test appointments.** We apologize for this inconvenience and thank you for your patience.

Home

Test Taker Services

Test Program Solutions

Become a Test Center

[Home](#) > [Test Taker Services](#) > [NCLEX](#)

ATT 신청방법

최종업데이트 : 2112.11.16

1

PEARSON
VUE

1 인터넷 주소창에 www.vue.com/nclex를 입력하여 피어슨에 접속합니다

Home Test Taker Services Test Program Solutions Become a Test Center

Home > Test Taker Services > NCLEX

The NCLEX® Examination

Under the guidance of its membership, the National Council of State Boards of Nursing, Inc. (NCSBN®) develops and administers two national nurse licensure examinations; the National Council Licensure Examination for Registered Nurses (NCLEX-RN®) and the National Council Licensure Examination for Practical Nurses (NCLEX-PN®). The NCLEX examinations are provided exclusively as computerized adaptive tests.

2 Register를 클릭하세요.

NCSBN NCLEX® Examinations
National Council of State Boards of Nursing

- Locate a Test Center
- Register**
- Schedule a Test
- Reschedule a Test
- Unschedule a Test

Downloads

- 2010 NCLEX® Examination Candidate Bulletin (858 KB pdf)

<http://vue.com/nclex/capva/>

2

Microsoft Internet Explorer

주소(D) http://www.vue.com/nclex/ 이동

Home > Test Taker Services > NCLEX > Register

The NCLEX® Examination

Register

Select a method of payment:

- Credit Card
- Cash, Check, Credit Card

3 Credit Card를 클릭합니다.

NCSBN NCLEX® Examinations
National Council of State Boards of Nursing

- Locate a Test Center
- Register**
- Schedule a Test
- Reschedule a Test
- Unschedule a Test
- My Account
- Customer Service

Copyright © 1996-2010 Pearson Education, Inc. or its affiliate(s). All rights reserved.
[Terms of Service](#) | [Privacy Policy](#) | [Customer Service](#) | [Site Map](#)

주소(D) http://vue.com/nclex/capva/

3

Fields with * are required.

*** (별표)부분은 필수 입력사항입니다. 별표가 없는 항목은 선택 입력사항이므로 입력하지 않아도 됩니다.**

Name

Please enter your legal name exactly as it appears on the official identification you will present at the test center.

Title (Example: Mr., Ms., Mrs., Dr.):

* First Name / Given Name:

(예:) YUNA

Middle Name(s):

* Last Name / Surname / Family Name:

(예:) KIM

Suffix (Example: Jr., Sr., II, III, IV):

4

응시원서에 작성한대로 영문이름을 입력하세요.

5

응시원서에 작성한대로 영문성을 입력하세요.

Email

Please provide an email address where you would like to receive confirmation letters and information about

* Email:

* Confirm Email:

* Country of Residence:

6

이메일 주소를 입력하고 아래칸에도 똑같이 다시 한번 입력합니다.

7

Korea, South를 선택하세요.

« Back

Next »



8

입력이 완료되면 Next 버튼을 누릅니다.

4

Create a Web Account & Registration: Contact

[Test Program](#) > [Profile](#) > **Contact** > [Additional Information](#) > [Username](#) > [Registration](#) >

Fields with * are required.

Address

Please enter your address.

Address Type:

Home ▾

* Address:

9

* (별표)부분은 필수 입력사항입니다.
주소를 입력하세요.

Address:

If the country listed below is incorrect, please return to the [previous page](#) and modify this information. If you change the country, the required fields may change.

* Country of Residence:

Korea, South

* City:

10

주소 중 도시이름을 입력하세요.
(예) “경기도 과천시”
라면 “Gwacheon” 만 기재)

ZIP/Postal Code:

Telephone

Enter your telephone number below. The country code displayed to the left of the number is automatically updated to match the country of residence you selected on the previous page.

* Telephone Number:

+82

11

전화번호를 입력하세요.
이때 전화번호 맨 앞자리에
있는 숫자 0은 생략합니다.

« Back

Next »

Copyright © 1996-2010 Pearson Education, Inc. or its affiliate(s). All rights reserved.

[Terms of Service](#) | [Privacy Policy](#) | [Customer Service](#)

12

입력이 완료되면 Next 버튼을 누릅니다.

5

Create a Web Account & Registration: Additional Information

[Test Program](#) > [Profile](#) > [Contact](#) > **Additional Information** > Username > Registration >

The following information is being collected on behalf of NCLEX Testing.

Fields with * are required.

What is your mother's maiden name (last name only - mother's family name before marriage)?

* What is your date of birth?

13

* (별표)부분은 필수 입력사항입니다.
응시원서에 작성한대로 생년월일을 입력하세요.

중간생략..

<< Back

Next >>

Copyright © 1996-2010 Pearson Education, Inc. or its affiliate(s). All rights reserved.

[Terms of Service](#) | [Privacy Policy](#) | [Customer Service](#)

14

입력이 완료되면 Next 버튼을 누릅니다.

6

Create a Web Account & Registration: Username

[Test Program](#) > [Profile](#) > [Contact](#) > [Additional Information](#) > **Username** > [Registration](#) >

Please choose a unique username that you will remember. To check and see if your username is available, please enter your preferred username and click **Check Availability**. This will be your username to access your Pearson VUE account in the future.

Your password will be automatically assigned by Pearson VUE and sent to you via email. You will be prompted to enter your password into your account.

Fields with * are required.

Login Information

* Username:

Check Availability ✓

NOTE: Your username must contain 6 or more letters and/or numbers.

« Back

Next »

Copyright © 1996-2010 Pearson Education, Inc. or its affiliate(s). All rights reserved.

[Terms of Service](#) | [Privacy Policy](#) | [Customer Service](#)

15

피어슨 사이트에서 사용할 Username을 입력하고 Check Availability로 확인하세요. (본 화면은 경우에 따라 나오지 않을 수도 있습니다.)

16

입력이 완료되면 Next 버튼을 누릅니다.

Registration: Exam

Exam > Country > Questions > Payment > Confirm > Receipt

Choose the examination type you wish to take and click **Next**.

An error message will result in a \$50 change fee.

17 NCLEX-RN을 선택합니다.

	Exam Code	Exam Name	Price
<input type="radio"/>	NCLEX-PN	The National Council Licensure Examination for Practical Nurses	\$US 200.00
<input checked="" type="radio"/>	NCLEX-RN	The National Council Licensure Examination for Registered Nurses	\$US 200.00

<< Back

Next >>

Copyright © 1996-2010 Pearson Education, Inc. or its affiliate(s). All rights reserved.

[Terms of Service](#) | [Privacy Policy](#) | [Customer Service](#)

18 입력이 완료되면 Next 버튼을 누릅니다.

8

Registration: Country

[Exam](#) > **Country** > [Questions](#) > [Payment](#) > [Confirm](#) > [Receipt](#)

Choose the country in which you'd like to test and click **Next**.

Country:

19

시험을 보려고 하는 장소의 국가를 선택하세요.
(추후 변경 가능)

« Back

Next »

Copyright © 1996-2010 Pearson Education, Inc. or its affiliate(s). All rights reserved.

[Terms of Service](#) | [Privacy Policy](#) | [Customer Service](#)

20

입력이 완료되면 Next 버튼을 누릅니다.


9

Search

Select from the items below.


To change the way the list is sorted, click a column heading.

23 Search를 누릅니다.

Program Name	Program Code	Location
 KOREA, SOUTH	99-315	KOR

To remove an item from the list, click .

24 하단에 검색된 내용을 선택합니다.

Program Name	Program Code	Location	Remove
KOREA, SOUTH	99-315	KOR	

When did you graduate from your nursing program (mm/yyyy)?

--Month--  --Year-- 

25 응시한 Nursing Board를 선택합니다.
(대부분 03, New York State Board of Nursing 선택).

* Select the Board of Nursing from which you are seeking licensure



« Back

Next »

Copyright © 1996-2010 Pearson Education, Inc. or its affiliate(s). All rights reserved.

[Terms of Service](#) | [Privacy Policy](#) | [Customer Service](#)

26 입력이 완료되면 Next 버튼을 누릅니다.

10

Registration: Payment

[Exam](#) > [Country](#) > [Questions](#) > **Payment** > [Confirm](#) > [Receipt](#)

중간생략..

2. Credit Card Information

* Cardholder's Name (as it appears on statement):

27 신용카드 명의자 이름을 입력하세요.
(신용카드 앞면에 명시되어 있는 대로 하세요.)

* Type:

28 신용카드유형을 선택하세요.

Select... ▼

Card
Number:*

* Expiration Date:

30 신용카드유효기간을 선택하세요.

1 ▼ / 2010 ▼

29 신용카드번호를
입력하세요.

* Card Security Code:

What is this? [What is this?](#)

<< Back

Next >>

32 입력이 완료되면 Next 버튼을 누릅니다.

31 신용카드 뒷면에 있는 3자리
번호를 입력하세요. 자세한 설명은
'What is this?' 를 누르면
확인할 수 있습니다.

Registration: Confirm

[Exam](#) > [Country](#) > [Questions](#) > [Payment](#) > **Confirm** > [Receipt](#)

You have NOT finished your registration yet!

Review the following information carefully. Click Confirm Registration below to process your registration.

Candidate:	YOUR NAME	33 신청 내역(영문이름, NCLEX-RN 등)을 다시 한번 확인하세요.
Exam:	NCLEX-RN: NCLEX-RN	
Language:	English	
Order Number:	0000-0000-0000	
Amount Due:	\$US 200.00	

34 체크 박스에 체크합니다. (체크하지 않으면 화면이 넘어가지 않습니다.) confirm your registration.

Confidentiality Agreement

By checking this box, I have read and fully understand the *NCLEX Candidate Bulletin* and agree to abide by the terms and conditions of the *NCLEX Candidate Bulletin*. [Click here to read and/or download the NCLEX Candidate Bulletin.](#)

I am aware and understand that the disclosure of any examination materials including the nature or content of examination items, before, during, or after the examination is a violation of law. I agree to follow the NCLEX Examination Candidate Rules which are listed in the NCLEX® Candidate Bulletin. Violations of confidentiality and/or candidate rules can result in criminal prosecution or civil liability and/or disciplinary actions by the licensing agency including the denial of licensure.

I agree that, NCSBN may cancel or withhold my results if, in NCSBN's judgment, there is a good faith basis to question the validity of my results for any reason and/or my failure to adhere to this Agreement.

IMPORTANT: Registrations cannot be canceled, and **there will be no refund of registration fees for any reason.** Changes to exam appointment times, dates and locations must be made at least 24 hours before your scheduled appointment.

[« Back](#) [Confirm Registration](#) 

35 입력이 완료되면 Confirm Registration 버튼을 누르세요.

12

Registration: Receipt

This page is your receipt.

To print your receipt, click **Print Receipt**. We will also send an email containing this information to gotkdlaekd@hanmail.net. If you have any questions a

36a Exam Receipt 화면 또는 THANK YOU 화면이 나옵니다. ATT 신청이 완료됐습니다.


Candidate: YOUR NAME

Exam: NCLEX-RN: NCLEX-RN

Language: English

Order Number: 0000-0000-0000

Amount Paid: \$US 200.00

Print Receipt 

13

Create a Web Account: Confirmation

Exam > Country > Questions > Payment > Confirm > Receipt

Thank You **36b** Exam Receipt 화면 또는 THANK YOU 화면이 나옵니다. ATT 신청이 완료되었습니다.

We have received your order, but **processing is not yet complete. Please DO NOT submit another order!** If you submit another order request, your order will be delayed and you may be charged twice.

Pearson VUE will contact you within 72 hours to complete the processing of your order.

Copyright © 1996-2010 Pearson Education, Inc. or its affiliate(s). All rights reserved.

[Terms of Service](#) | [Privacy Policy](#) | [Customer Service](#) | [Site Map](#)

감사합니다.